

ZHONGHUI METAL

DESIGN & MANUFACTURING OF PV MOUNTING SYSTEMS

Jiangyin Zhonghui Metal Products Co., Ltd.

+86-151-5228-0208

zhengzhongwei@jyzhonghui.cn

www.jyzhonghui.cn

Add: No. 31, Hongqi Road, Huashi Town, Jiangyin City, Wuxi City, Jiangsu Province, China











江阴市忠辉金属制品有限公司

JIANGYIN ZHONGHUI METAL PRODUCTS CO., LTD.

JIANGYIN ZHONGHUI METAL PRODUCTS CO., LTD.

COMPANY INTRODUCTION

Founded in 2016, we are a professional solar mounting system providerintegrating R&D, production, sales and service. Headquartered in Jiangyin,Jiangsu, we are committed to providing reliable, efficient and cost-effectivesolar mounting solutions to customers worldwide.

With advanced production lines, strict quality control and a professionalteam, we continuously drive innovation and deliver full-scenario solutionsincluding Ground, C&I, Residential and BIPV systems.



OUR VALUES

QUALITY FIRST
Strict quality control ensures reliable and long-lasting products.

INNOVATION DRIVEN
Continuously upgrading technology and optimizing solutions.

CUSTOMER FOCUSED
Quick response and flexible service to create maximum value.

SUSTAINABLE FUTURE
Green manufacturing and responsible development for a better world.

COMPANY CERTIFICATES





DEVELOPMENT HISTORY

2016 — COMPANY ESTABLISHED

2020 — EXPANDED PRODUCTION LINE

2023 — ACHIEVED 2GW PRODUCTION CAPACITY & ESTABLISHED OVERSEAS TRADE DEPARTMENT

2024 — STARTED SYSTEM SOLUTIONS EXPORT

2025 — CHENGDU BRANCH ESTABLISHED

2026 — GLOBAL BUSINESS EXPANSION

JIANGYIN ZHONGHUI METAL PRODUCTS CO., LTD.

FACTORY WORKSHOP



Extrusion Workshop



Aluminum Alloy Raw Materials



Aluminum Alloy Guide Rail



Aluminum Profile Processing Workshop



Section Steel Raw Materials Area





Section Steel Production Workshop



Oxidation Workshop



Aluminum Cuttting/Stamping



CNC Machining Center



L FOOT+DOUBLE HEADED SCREW SERIES

Product Introduction

For trapezoidal/corrugated metal roofs, aluminum rack, .PV mounting on color steel roof uses L-feet and double-head screws. L-feet reduce roof penetration and leakage risk. Double-head screws allow height adjustment for stable module installation.







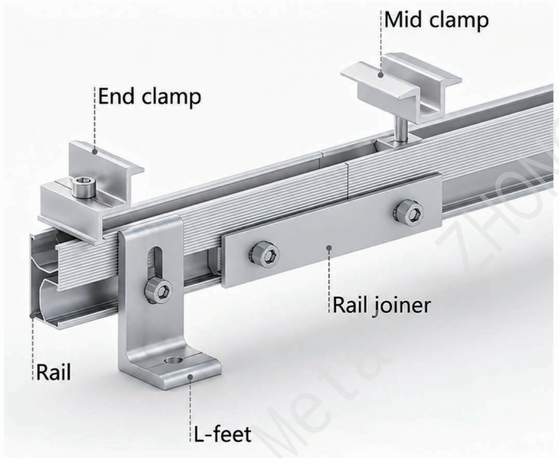

Technical parameters

Product Name	SCREW SERIES L FOOT
Installation location	Sloping roof
Installation angle	5-20°
Installation Basics	Trapezoidal corrugated steel sheet
Product Material	Aluminum alloy AL6005-T5
Surface Treatment Thickness	Oxide film >10um
Wind load	50m/s
Snow load	1.5KN/㎡

Installation steps

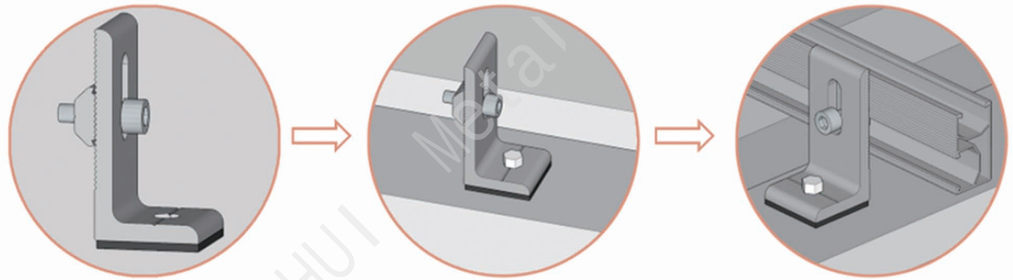

Step one: Attach the water-proof pad to the bottom of the L- bracket.

Step two: Fix the L- foot on to the roof,purlin with self-tapping screws.

Step three: Secure the rail to the L-bracket using the supplied bolts.

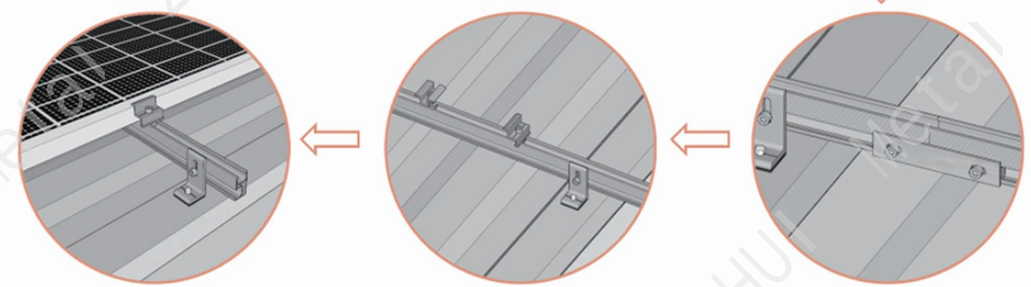

Step four: Connect adjacent rails with rail splice connectors.

Step five: Install the clamp on the guide rail.

Step six: Install the photo-voltaic modules on the guide rail and secure them with clamps.

Product Composition



L Foot



End Clamp



Mid Clamp



Aluminum Alloy Guide Rail



Rail joiner 1



Rail joiner 2



Grounding Lug



Double End Stud Bolt



Others



GLAZED TILE ROOF SUPPORT SYSTEM

Product Introduction

Glazed tile solar rack for residential & commercial roofs. SUS304 hooks with shot peening & electropolishing offer great flexibility, durability and anti-corrosion performance.











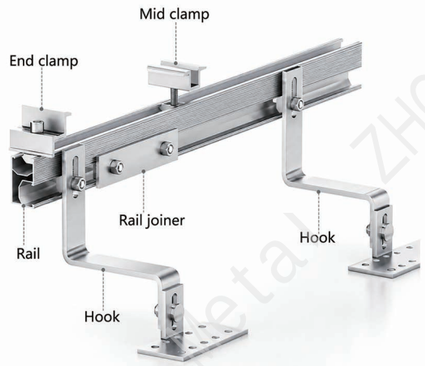

Technical parameters

Product Name	GLAZED TILE ROOF SUPPORT SYSTEM
Installation location	Sloping roof
Installation angle	5-20°
Installation Basics	Glazed tiles、flat tiles、Slate tiles
Product Material	Aluminum alloy AL6005-T5、SUS304
Surface Treatment Thickness	Oxide film >10um
Wind load	50m/s
Snow load	1.5KN/㎡

Installation steps



Step one: Remove the roof tiles, then fix the hooks to the roof with expansion screws.

Step two: Replace the roof tiles.

Step three: Secure the rail to the Hook using the supplied bolts.

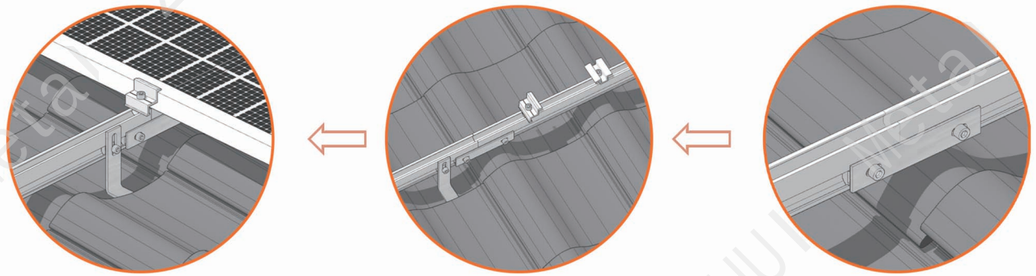

Step four: Connect adjacent rails with rail splice connectors.

Step five: Install the clamp on the guide rail.

Step six: Install the photovoltaic modules on the guide rail and secure them with clamps.

Product Composition



End Clamp | Mid Clamp | Rail joiner | Aluminum Alloy Guide Rail



Hook 1 | Hook 2 | Hook 3 | Hook 4 | Hook 5



ADJUSTABLE METAL ROOF MOUNTING SYSTEM

Product Introduction

Adjustable-height mounting bracket with adjustable tilt an top solar systems.

- Solar panel tilt adjustable from 10° to a maximum of 60°;
- Fewer components, enabling faster installation;
- Pre-assembled and shipped, ensuring convenient on-site installation and reducing installation costs;
- Maximizes the wind-dispersion (ventilation) area beneath the panels, providing effective roof insulation.

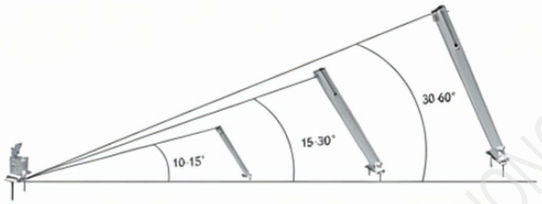





Technical parameters

Product Name	ADJUSTABLE METAL ROOF MOUNTING SYSTEM
Installation location	Sloping roof
Installation angle	10-60°
Installation Basics	Trapezoidal corrugated steel sheet
Product Material	Aluminum alloy AL6005-T5、SUS304
Surface Treatment Thickness	Oxide film >10um
Wind load	50m/s
Snow load	1.5KN/㎡



Color steel tile roof: adjustable supports with aluminum alloy rails



Color steel tile roof: adjustable supports directly connected to solar panels

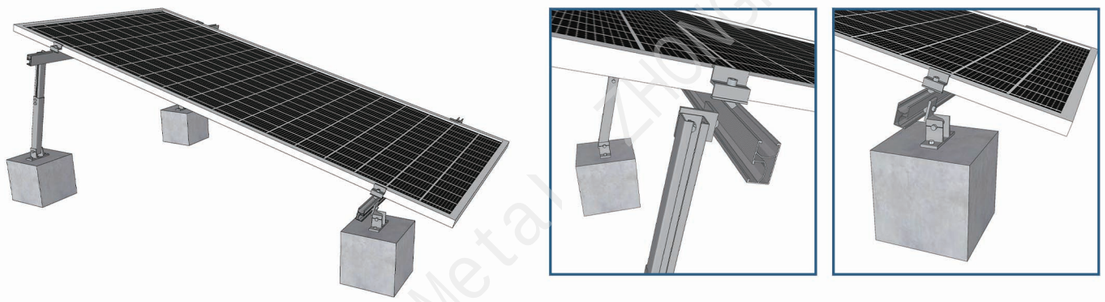

Flat concrete roof: adjustable supports with aluminum alloy rails

Product Composition



Rear Leg | Rear /Front Leg | Base | Front Leg | Self-tapping screw | Waterproof gasket



METAL ROOF MINI RAIL MOUNTING BRACKET SERIES

Product Introduction

1. The aluminum roof mini railis a mounting system specifically designed for trapezoidal metal roofs

2. The use of short rails ensures high cost-effectiveness and significantly reduces installation costs.

3.With fewer components and quick installation, it can be installed independently by a single person.



Product Composition











ASPHALT SHINGLE ROOF MOUNTING BRACKET SERIES

Product Introduction

Our asphalt shingle roof PV brackets are engineered for residential rooftops. The waterproof design prevents leaks and protects shingles. Pre-made parts allow quick installation. High-grade alloy offers great corrosion resistance for long-term safe solar panel mounting.

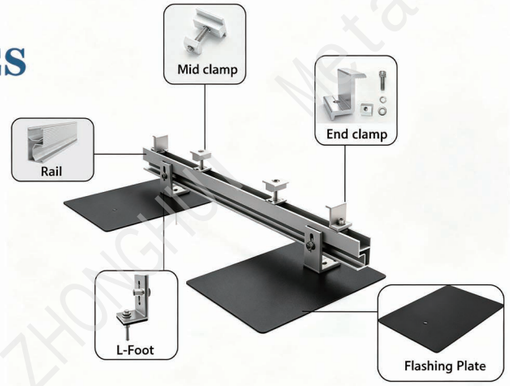

Installation steps

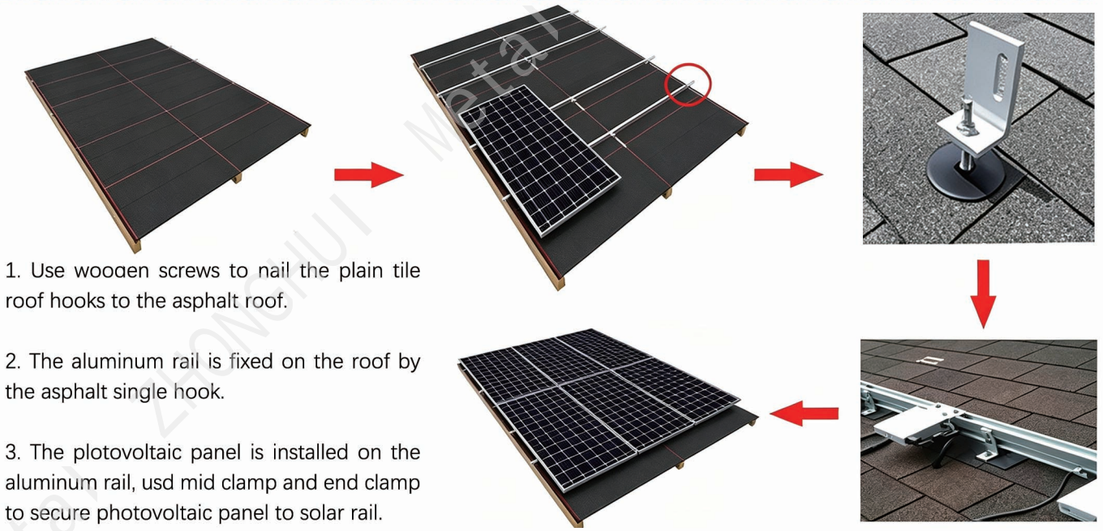

1. Use wooden screws to nail the plain tile roof hooks to the asphalt roof.

2. The aluminum rail is fixed on the roof by the asphalt single hook.

3. The plotovoltaic panel is installed on the aluminum rail, usd mid clamp and end clamp to secure photovoltaic panel to solar rail.







COLOR STEEL TILEROOF SUPPORT SYSTEM

Product Introduction

This color steel tile solar mounting system suits commercial & residential sloped roofs. Pre-assembled aluminum components cut installation time while keeping solid structure.

Tin Roof Clamp



Tin Roof Rail



Technical parameters

Product Name	Aluminum alloy color steeltile photovoltaic
Installation location	Sloping roof
Installation angle	5-20°
Installation Basics	Trapezoidal corrugated steel sheet
Product Material	Aluminum alloy AL6005-T5
Surface Treatment Thickness	Oxide film >10um
Wind load	50m/s
Snow load	1.5KN/㎡







BALCONY MOUNTING BRACKET SYSTEM

Product Introduction

Balcony solar mounting kit: stainless steel railing hooks, quick assembly & adjustable angle for residential home power generation.











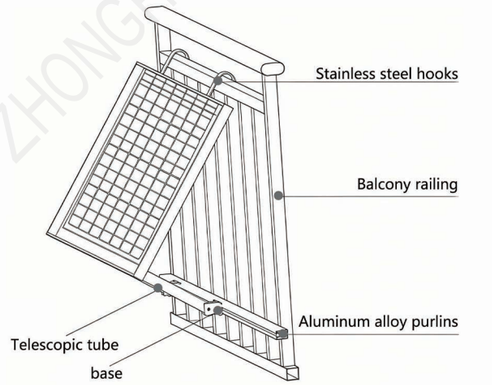

Technical parameters

Product Name	BALCONY BRACKET SYSTEM
Installation location	Outdoor balcony
Installation angle	5-20°
Installation Basics	outdoor balcony
Product Material	Aluminum alloy AL6005-T5、SUS304
Surface Treatment Thickness	Oxide film >10um
Wind load	50m/s
Snow load	1.5KN/㎡







CEMENT ROOF SUPPORT SYSTEM

Product Introduction

Concrete rooftop solar mounting system: Designed forcommercial/residential flat roofs, with custom anglesbased on location, modular design for easy installation, re-ducing cost and lead time.















GROUND SUPPORT SYSTEM

Product Introduction

Ground-mounted PV brackets must withstand ex-tremeenvironments, maintaining weatherability, corro-sion re-sistance, and structural integrity over a 25-year lifespan.Hot-dip galvanized steel and zinc-alumi-num-magnesium(ZAM) steel brackets are the main-stream, reliable solu-



Technical parameters

Product Name	GROUND SUPPORT SYSTEM
Installation location	Open ground or ground
Installation angle	5-20°
Installation Basics	cement block、screw bolt
Product Material	Aluminum alloy AL6005-T5、Q355B
Surface Treatment Thickness	Oxide film >10um
Wind load	50m/s
Snow load	1.5KN/㎡



PRODUCT DISPLAY

The main products include BiPV series, aluminum alloy guide rails, various types of fixtures,middle edge presses and other photovoltaic bracket accessories, forming a complete photovoltaic installation solution system that can adapt to the installation requirements of different scenarios.

Aluminum Alloy Guide Rail Series

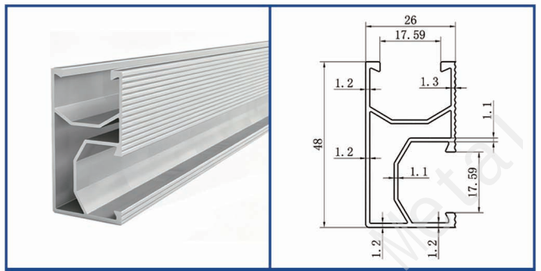

26 x 48 Aluminum Mounting Rail

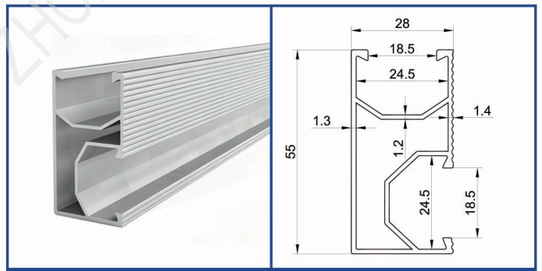

28 x 55 Aluminum Mounting Rail



25.8 x 46 Aluminum Mounting Rail

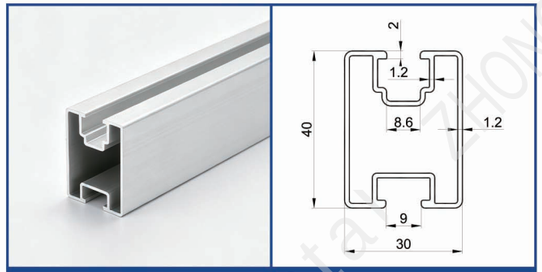

3040 Inner Upper T & Lower T Rail

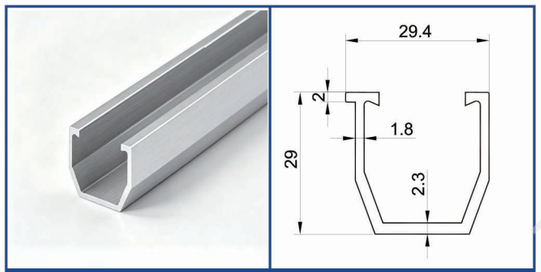

U-type 29×29 Mounting Rail

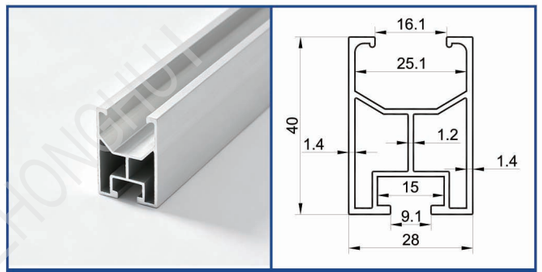

28×40 Mounting Rail

Aluminum alloy mounting bracket fittings

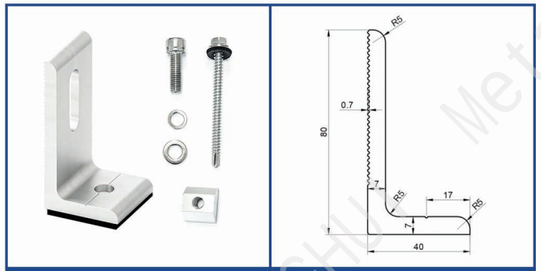

L Bracket 40*80*7



L-angle Bracket 40*155*5.3

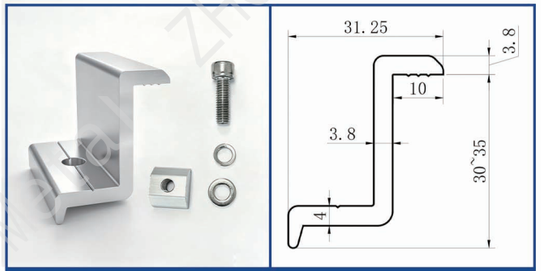

End Clamp-1

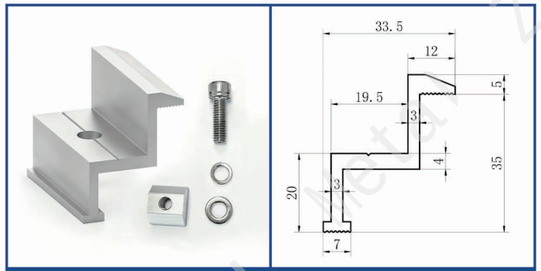

End Clamp-2

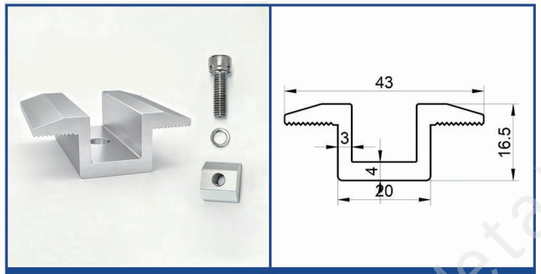

Mid Clamp-1

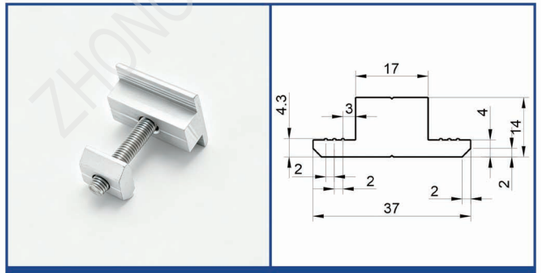

Mid Clamp-2



Rail Joiner

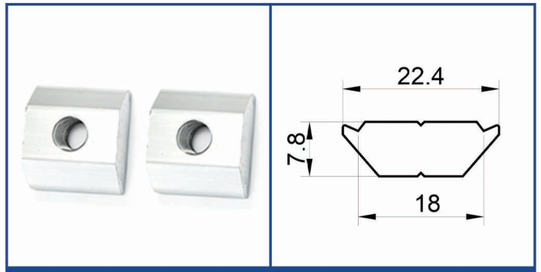

Slide Nut

Section Steel

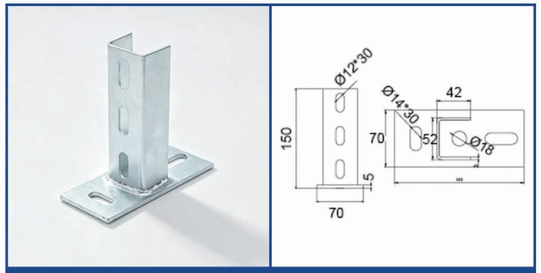

Base Plate

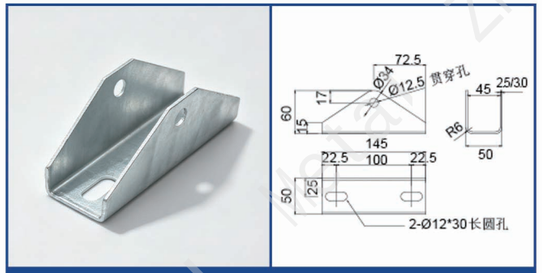

Triangle Connect Bracket

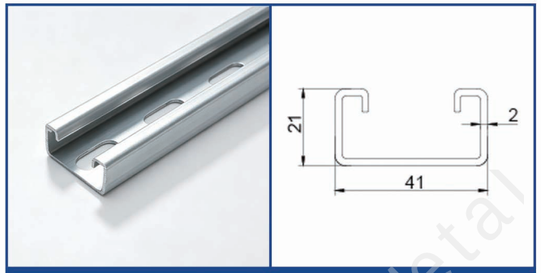

U-type Channel 41×21×2.0mm

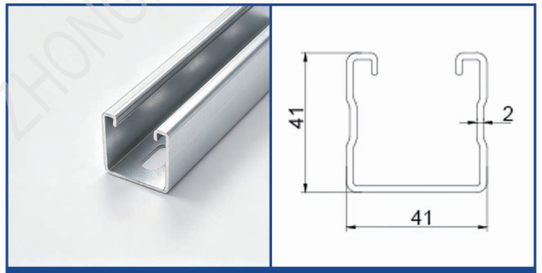

U-type Channel 41×41×2.0mm

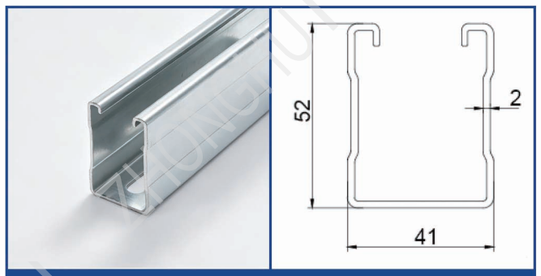

U-type Channel 41×52×2.0mm

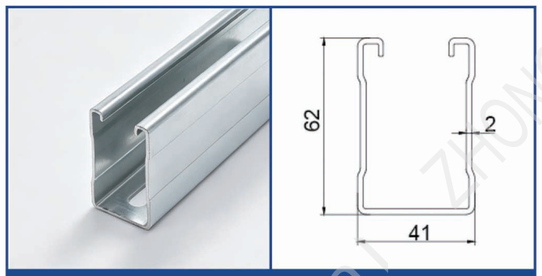

U-type Channel 41×62×2.0mm

HOOK



Hook 1 Hook 2



Hook 3 Hook 4



Hook 5 Hook 6



Hook 7 Hook 8



Hook 9 Hook 10



Hook 11 Hook 12

Aluminum Alloy Clamp

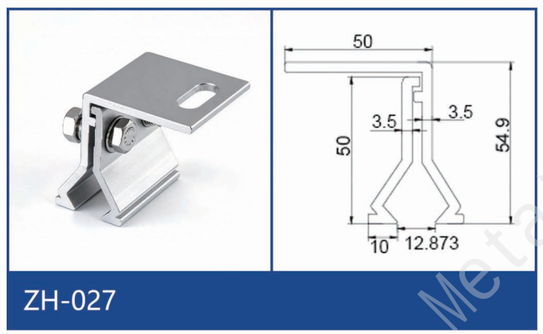

ZH-027

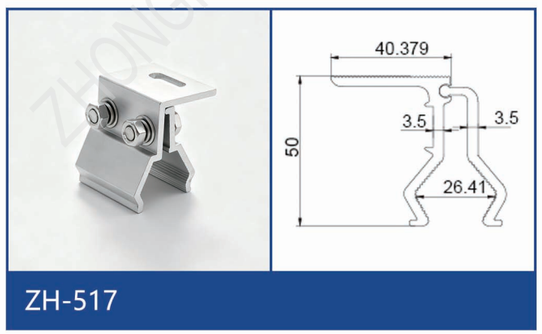

ZH-517



ZH-116

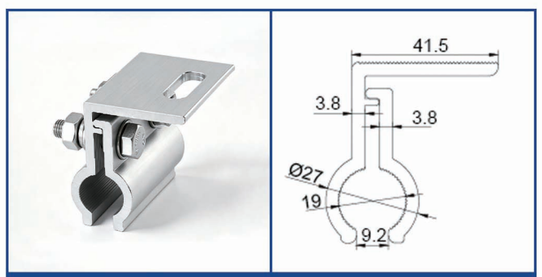

Aluminum Mid Clamp Cover Plate 2

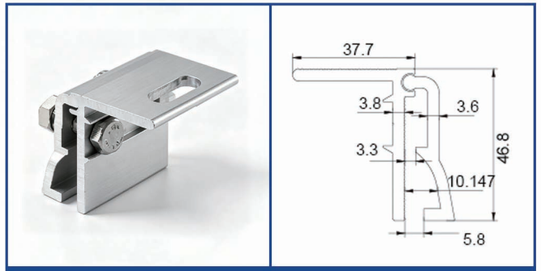

ZH 5012



Triangle Connect Bracket

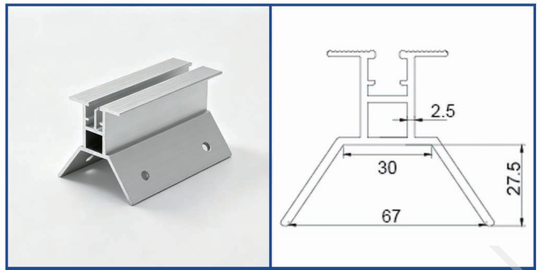

U-type Channel 41×21×2.0mm

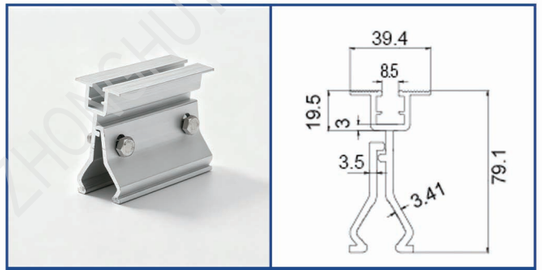

U-type Channel 41×41×2.0mm

BIPV Series

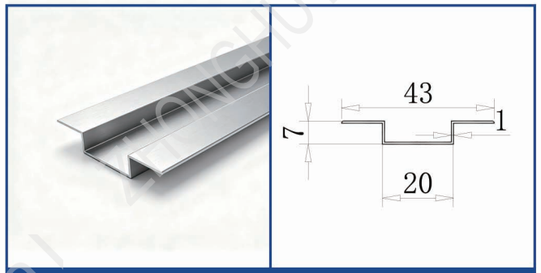

Aluminum Mid Clamp Cover Plate 1



Aluminum Mid Clamp Cover Plate 2

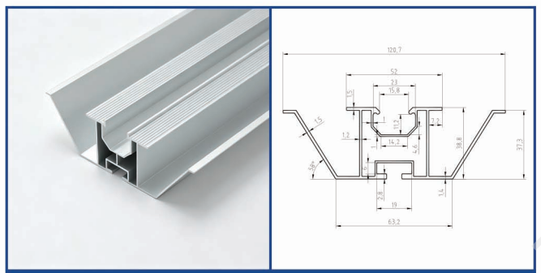

Aluminum W-type Water Channel

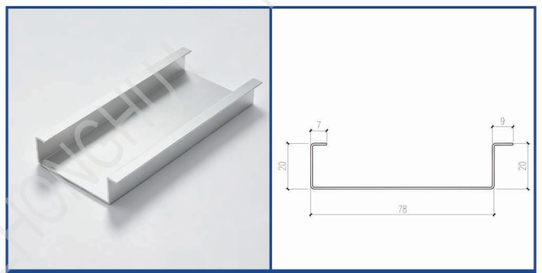

Aluminum Auxiliary Water

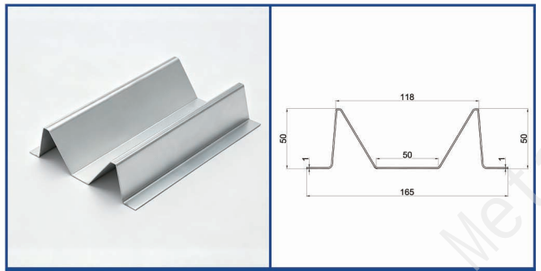

50mm Height M-type

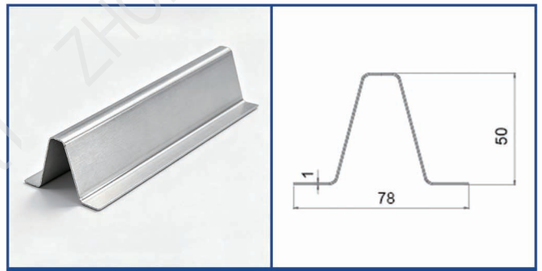

Middle Support Bracket



Water Channel Cross

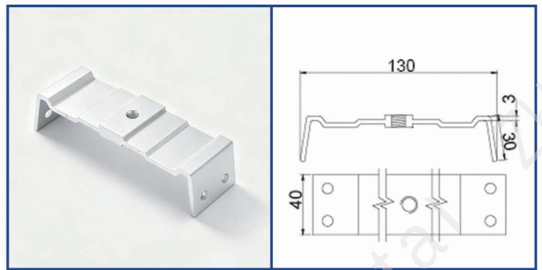

Sink Hold Down Plate

Others



Grounding Lug Earthing Clip



Water Drain Clip



Double End Stud Bolt/Stainless steel screw



Hot-dip galvanized screw/Plastic Wing Nut